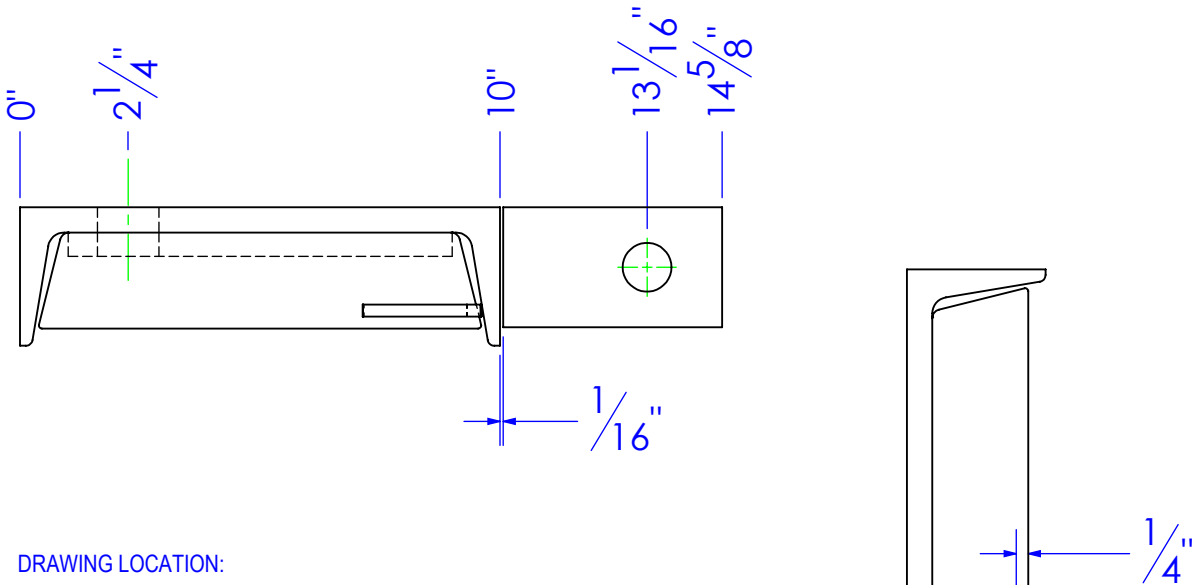


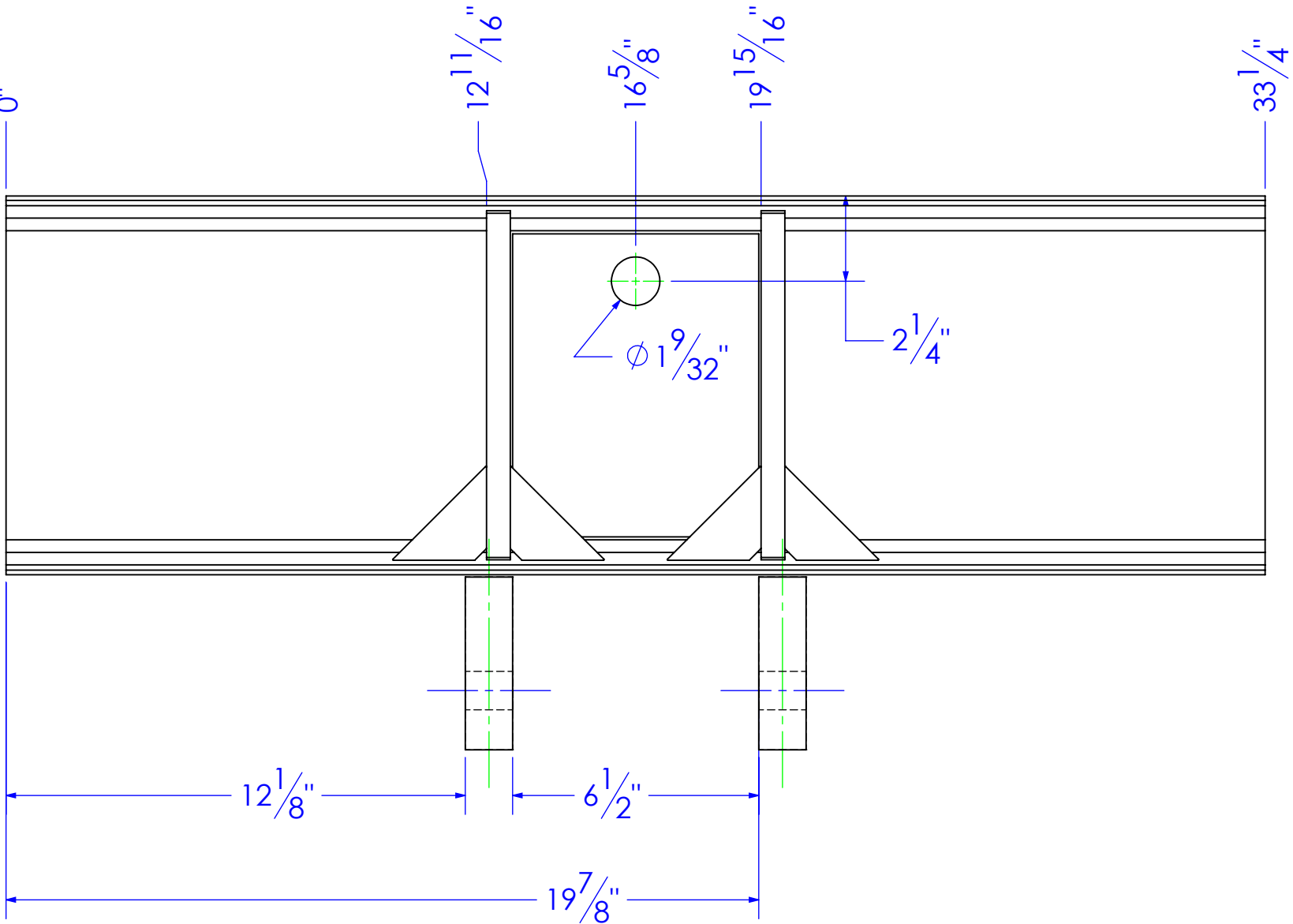
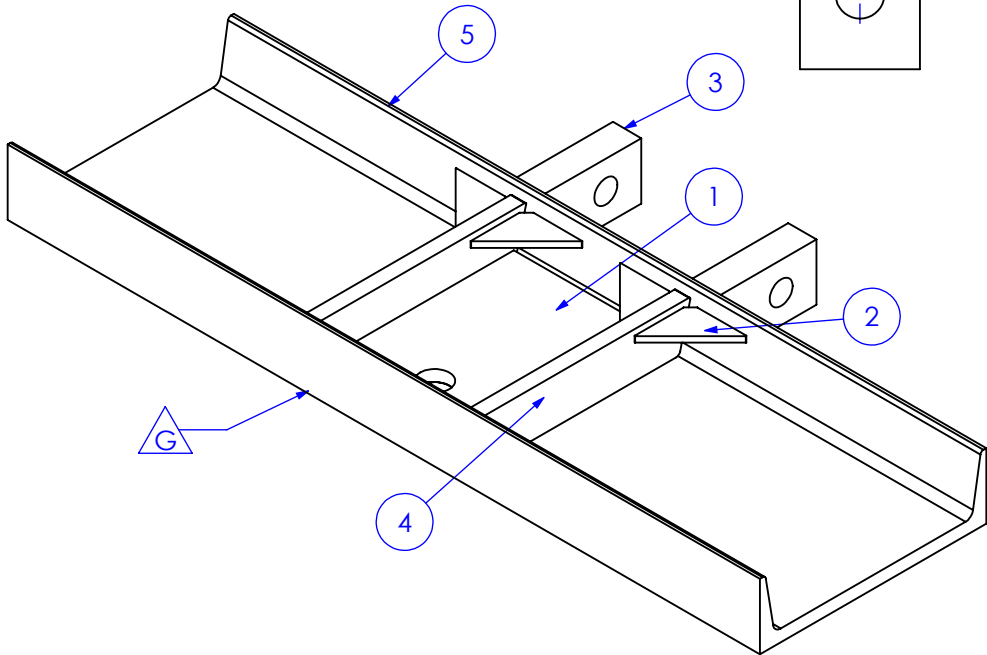
ITEM NO.	PART NUMBER	DESCRIPTION	MATERIAL	DRAWING #	QTY.
1	FI .5 x 8 L 6.5 RL	LENGTH: 6-1/2"	FI 1/2" x 8"	STOCK	1
2	FP-CH-GST100	GUSSET, MAIN CHANNEL, 10" MAIN CHANNEL	1/4" HRS	10-2105	4
3	FP-CL-MLC1	LUG, BASE, MAIN LIFT CYLINDER	1-1/4" HRS.	10-2103	2
4	FP-GP-9252	GUSSET PLATE, 10" CHANNEL	5/8" HRS	10-1111	2
5	STC-CI 10 PRECUT RL	PRECUT CI @ 33-1/4"	CI 10x25#	12-1100	1

REVISIONS			
REV.	DESCRIPTION	DATE	APPROVED
C	REMOVE BALL HITCH HOLE	4/24/2017	
D	ADD HOLE FOR PULLRITE COUPLER	1/29/2018	
E	CHANGE LENGTH OF ITEM 5	3/13/2019	
F	REVISE HOLE LOCATION	10/22/2019	
G	CHANGED ORIENTATION OF MODEL	4/2/2022	HP (JD)
H	REVISED LENGTH OF 10" CHANNEL TO 33.25 FROM 33.125	1/5/2023	KD (JD)



DRAWING LOCATION:
M:\Drawings\Ethan\Solidworks drawings\12 REEL LIFT\1X00
FABRICATION DWG\1100 Main Frame

PART LOCATION:
M:\Drawings\Heath Information\Triple C\STANDARD TC DWG 10-25-11
SOLID WORKS\SW MODELS\STC\STC-CI



PROPRIETARY AND CONFIDENTIAL
THE INFORMATION CONTAINED IN THIS
DRAWING IS THE SOLE PROPERTY OF TRIPLE
C INC. ANY REPRODUCTION IN PART OR
AS A WHOLE WITHOUT THE WRITTEN
PERMISSION OF TRIPLE C, INC IS PROHIBITED.

UNLESS OTHERWISE SPECIFIED:
DIMENSIONS ARE IN INCHES
TOLERANCES:
FRACTIONAL $\pm 1/16$
ANGULAR: MACH ± 1 BEND ± 1
TWO PLACE DECIMAL $\pm .010$
THREE PLACE DECIMAL $\pm .005$
MATERIAL
DO NOT SCALE DRAWING

	NAME	DATE
DRAWN	ETHAN	1/5/2023
PART #		
ASM #	SUB-10 CHANNEL RL	
COMMENTS:		
	BARE 10" CHANNEL, REEL LIFT	

P.O. BOX 248, SABETHA, KS 66534 (785) 284-3674 FAX (785) 284-3931		
SIZE	DWG. NO.	REV
B	12-1100	H
SCALE: 1:4	WEIGHT: 90.85	SHEET 1 OF 1